

Citroen VD46.1 Wiring

Connection with JTAG Module

Attention

You cannot use OBD Flash files to write into the ECU




Citroen-VD46.1-Module

You need to open VD46.1 cover to solder JTAG wires in the Ecu PCB. Please connect as described below

[ATTENTION]

Please use the JTAG Module with the rainbow ribbon for this Ecu.
MPC5XX module is NOT suitable for this wiring!




Pins Description


- Block 2-**Pin 2**: Power Supply 12-14V
- Block 2-**Pin 5**: Ground
- Block 2-**Pin 52**: Power Supply 12-14V

Internal Wiring

Connect HexProg signals wires to VD46.1 board as shown below



Citroen-VD46.1-Inside



Citroen-VD46.1-Boot-Location